



Photography is a challenging and fascinating project. Photography may become a lifelong skill and hobby or a full-time career. Members may participate in visual presentation, judging, and exhibits.

## 4-H Thrive

### Positive Youth Development

#### Developing Competence

Adults create environments where youth can develop competence in their chosen project area.

#### Building Confidence

Youth build confidence as they learn to think for themselves, build mastery, and are recognized for their efforts.

#### Nurturing Caring

Adults nurture a caring environment where mutual trust between youth and adults is established. Caring relationships with adults are key to resilient youth.

#### Finding Connection

Youth build solid connections which are critical to their well-being.

#### Forming Character

Create a community where youth play an active role in developing their character.

#### Determining Contribution

Youth actively contribute to their clubs and communities.

### Connections & Events

#### For Juniors

Photography Judging and Visual Presentation at Project Achievement Day

#### For Seniors

Photography Judging and Visual Presentation at Club Congress

#### For Juniors & Seniors

State Fair

Horse Photography Contest

Horticulture Photography Contest

### Curriculum

**Photography Curriculum Level 1: Photography Basics. National 4-H Curriculum.**

**Photography Curriculum Level 2: Next Level Photography. National 4-H Curriculum.**

**Photography Curriculum Level 3: Mastering Photography. National 4-H Curriculum.**

Online Resource: [Top 10 Composition Tips](https://www.youtube.com/watch?v=5V4uuNdmRHc)  
[\(https://www.youtube.com/watch?v=5V4uuNdmRHc\)](https://www.youtube.com/watch?v=5V4uuNdmRHc)

### 4-H Record Book

4-H members practice skills in data collection, organization, and analysis as they document their project activities and goals in their record books. The books provide practical information as well as highlight progress made toward goals.

Juniors and Seniors can enter the state record book competition.

## Expand your experiences!

### Contest Area Photography Juniors

**Contest Area Photography 10-11-Year-Old Junior 12-13-Year-Old Junior**

**Junior Age Level - (10-13)**

#### **Junior Photography Visual Presentation:**

- Must be on a photographic topic or principle
- Participants are encouraged to use Microsoft PowerPoint presentation software
- Contest coordinator will provide a digital projector, a laptop computer, and an easel
- A new visual is mandatory each year
- Contestants utilizing PowerPoint are encouraged to have an alternative presentation available

**Refer to Publication 1096 “How to Do a Visual Presentation”**

**Contest Area Photography 10-11-Year-Old Junior 12-13-Year-Old Junior**

**Awards:** Standard Awards will be presented for both Junior Photography Contests.

### Contest Area Photography Seniors

**Senior Age Level (14-18)**




#### **Senior Photography Visual Presentation:**

- **PowerPoint Presentation Mandatory**
- Must be on a photographic topic or principle.
- Contestants must present information using electronic presentation software.
- Contest coordinator will provide a laptop computer and digital projector.
- A new visual is mandatory each year.

**Refer to Publication 1096 “How to Do a Visual Presentation”**

**Awards:** See award section of this handbook.

### Resources



## Rules and Guidelines

THESE GUIDELINES COVER BOTH JUNIOR AND SENIOR CONTESTS. PLEASE READ THEM COMPLETELY FOR THE IMPORTANT DIFFERENCES BETWEEN CLUB CONGRESS AND PROJECT ACHIEVEMENT DAY.

**\*NO MORE THAN THREE CONTESTANTS FROM THE SAME COUNTY MAY COMPETE IN A JUNIOR OR SENIOR PHOTOGRAPHY JUDGING CONTEST.**

The Photography Judging Contest is an individual contest consisting of two parts: **Skills Judging** and **Oral Reasoning**. Scores are based on the contestant's knowledge and understanding of photographic principles. Specific attention is placed on the contestant's use and understanding of: Composition, Subject Placement, Lighting, and Focus.

### **Skills Judging**

For the Skills Judging portion of the Photography **JUNIOR** Judging Contest, contestants must submit four printed photos they shot themselves. These photos may be in color or black and white. **FOR PROJECT ACHIEVEMENT DAY, contestants PRINT their submissions as four 4"x 6" photos, place them in a protective sleeve, and give them to the judge the day of the contest. DO NOT EMAIL PHOTOS FOR PAD.** Place a label on the back of each photo with the contestant's name, category, county, and age.

For the Skills Judging portion of the Photography **SENIOR** Judging Contest, contestants must submit four photos in the .jpg format that they shot themselves via email for judging by a panel of judges. These photos may be in color OR black and white. **THESE PHOTOS ARE DUE 3 WEEKS BEFORE THE OPENING DAY OF CLUB CONGRESS.** This strict deadline is necessary to give our judges time to evaluate each entry. Partial entries and entries received after the deadline will be penalized. Email digital photos to: [kevin.hudson@msstate.edu](mailto:kevin.hudson@msstate.edu) Filenames for digital images must be in this format: contestant's last name, followed by an underscore, followed by the category.

Example: Richardson\_action.jpg

The four photos for Junior or Senior contests submitted for Skills Judging must be one photo from each of the following four categories:

1. **Portrait Category** - A portrait submission must be a photograph of a living single subject. It can be of a person or an animal. A successful portrait captures the personality of the subject.
2. **Landscape Category** - A landscape submission must show spaces within the world. These spaces can be views of nature but can also focus on man-made features.
3. **Action Category** - An action submission is a still photograph that shows someone or something in motion.
4. **Still Life Category** - A still life submission is a photograph depicting inanimate subject matter, such as a small group of objects. Still life photography gives the photographer more leeway in the arrangement of design elements within the photograph when compared to the other categories. Lighting and framing are important aspects of still life photography composition. Examples of still life photography include but are not limited to LEGO or toy photography and food photography.

### **Oral Reasons**

For the Oral Reasons portion of the Photography Judging Contest, the contest coordinator will present a class of four photographs to be ranked from best to worst. Contestants must orally give reasons for their particular ranking order based on principles of good photography. Emphasis should be placed on the four main photographic principles mentioned earlier: Composition, Subject Placement, Lighting, and Focus.