
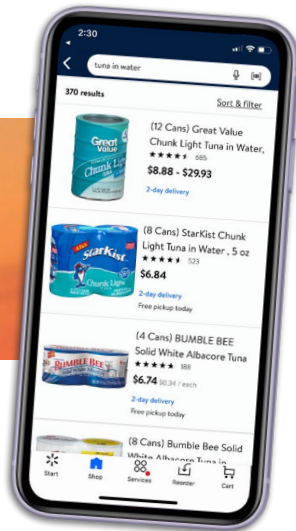





Helping Mississippians live happier, healthier lives!

# ONLINE GROCERY SHOPPING WITH SNAP BENEFITS



In Mississippi, groceries can be purchased online through Walmart and Amazon using a SNAP EBT card.\* Shopping online is an easy and convenient way to shop for groceries. Follow the simple steps below to get started.

*\*Local grocery stores may offer online ordering and delivery. Contact your local grocery store for more information.*

## WALMART ORDERING

- 1 Go to Walmart.com or download the Walmart Shopping and Grocery app.**
- 2 Sign in or create a new account.**
- 3 Add SNAP EBT card information.**
  - A second form of payment can be added, such as a debit card, credit card, or gift card. This will cover items or service fees that cannot be paid with SNAP benefits.

- 4 Select your preferred Walmart location to shop.**
- 5 Reserve a pickup or delivery time.**
  - Verify that your preferred location offers pickup or delivery services.
  - Be aware of delivery or service charges.
- 6 Start shopping!**
  - There is a purchase minimum of \$35.
- 7 When you are ready to check out, select SNAP EBT card as the payment method.**
  - You will be asked to enter your EBT PIN.
  - You will temporarily be taken to another site for PIN verification.
  - After your PIN is confirmed, you will be taken back to the Walmart website or app.
- 8 Walmart may substitute items when yours are not available.**
  - You will have an option to decline substitutions before completing the order.
  - This can be done for an entire order or individual items.





## WALMART PICKUP

- 1 Walmart will notify you by email or text message when your order is ready. Or you can check the status of your order using the mobile app.
- 2 Check in on the app to let associates know you are on the way.
- 3 Park in the designated pickup parking spots.
- 4 Once parked, select your parking spot number on the app.
- 5 An associate will be out shortly with your order and will swipe your SNAP EBT card to complete the transaction.



## WALMART DELIVERY

- 1 Walmart associates will shop for your groceries, and then they will contact a driver to pick up your order during the 1-hour delivery window.
- 2 You will receive an email notifying you when the driver is on their way.  
*You do not have to be home to receive the delivery, but keep in mind that perishable foods may spoil if left outside.*



## HAPPYHEALTHY



## AMAZON ORDERING

- 1 Go to Amazon.com or download the Amazon mobile app.
- 2 Sign in or create a new account.
- 3 Add SNAP EBT card information.
  - A credit card or gift card can be added as a second form of payment. It will cover items or service fees that cannot be paid with SNAP benefits.
- 4 Start shopping from Amazon, Amazon Pantry, or Amazon Fresh.\*
  - Once a SNAP EBT card has been entered, eligible food will be labeled "SNAP EBT eligible."

\*Not available in all locations.
- 5 When ready for check out, you will be required to enter your EBT PIN to complete the order.
- 6 Purchases will be delivered to your home.
  - SNAP will not pay for delivery fees. Your order may qualify for free delivery based on the dollar amount of the order.



MISSISSIPPI STATE UNIVERSITY™  
EXTENSION

P3721 (POD-10-21)

By Kelli Whitten and Carly Terp, Mississippi State University Extension Service.

This material was funded by USDA's Supplemental Nutrition Assistance Program - SNAP. This institution is an equal opportunity provider.

Mississippi State University is an equal opportunity institution. Discrimination in university employment, programs, or activities based on race, color, ethnicity, sex, pregnancy, religion, national origin, disability, age, sexual orientation, gender identity, genetic information, status as a U.S. veteran, or any other status protected by applicable law is prohibited.

Extension Service of Mississippi State University, cooperating with U.S. Department of Agriculture. Published in furtherance of Acts of Congress, May 8 and June 30, 1914. GARY B. JACKSON, Director