



Photography is a challenging and fascinating project. Anyone can “snap” a picture, but it takes a knowledgeable photographer to create a great image. 4-H photography members study and practice the art of making photographs. The project supplements other 4-H projects and activities. Photography may become a lifelong skill and hobby or a fulltime career.

The Photography Judging contests held at both Project Achievement Days and Club Congress give youth a chance to show off their skills and test their knowledge and understanding of photography concepts. There are other contests and learning opportunities for 4-H’ers to hone their skills as well.

Starting Out Beginner

Some of the things you will explore are the parts of a camera and their functions, how to choose a focal point to eliminate clutter in your photographs, how to use different viewpoints to create interest in your photos, and how creative composition can improve your photos.

Learning More Intermediate

Enhance your skills as a photographer by learning how lighting affects the mood of a photograph. Explore abstract photography with ordinary subject matter. Learn how to create useful photographs designed to teach, instruct, or sell an item or service. Explore how to use color to create photos that grab attention.

Exploring Depth Advanced

Deepen your mastery of photography by learning how to capture a high-quality, creative photograph in a low light situation. Create abstract photos demonstrating an understanding of symmetry/asymmetry, patterns and textures, shapes and forms, and rhythms. Create high-quality photos that demonstrate the appropriate use of advanced equipment through practice.

4-H Thrive!

Positive Youth Development

Developing Competence

Adults create environments where youth can develop competence in their chosen project area.

Building Confidence

Youth build confidence as they learn to think for themselves, build mastery, and are recognized for their efforts.

Nurturing Caring

Adults nurture a caring environment where mutual trust between youth and adults is established. Caring relationships with adults are key to resilient youth.

Finding Connection

Youth build solid connections which are critical to their well-being.

Forming Character

Create a community where youth play an active role in developing their character.

Determining Contribution

Youth actively contribute to their clubs and communities.




Expand your experiences!




Resources


National 4-H currently offers three guides in their Photography Series.



Book 1 – Photography Basics is a good place for those just starting out with a Photography Project.



Book 2 – Next Level Photography covers some important composition techniques.



Book 3 – Mastering Photography goes even deeper for those who want to continue their journey.

Mississippi State University is an equal opportunity institution. Discrimination in university employment, programs, or activities based on race, color, ethnicity, sex, pregnancy, religion, national origin, disability, age, sexual orientation, gender identity, genetic information, status as a U.S. veteran, or any other status protected by applicable law is prohibited.

Connections & Events

For Juniors

Project Achievement Days (PAD)

For Seniors


Club Congress
Photo-Video Safari

For Juniors & Seniors

Wildlife Photo Contest
Horse Photography Contest

Contact your local Extension office to learn more.

Curriculum



Scanning this code takes you to the National 4-H Curriculum webpage. From there you can browse the latest Photography curriculum options.

4-H Record Book

4-H youth can submit a record book in the Photography category.

Record books are a fun way to build a portfolio and showcase your growth as a photographer.